


Jacob's Ladder



Copyright ©2011-2021, Digital by Design, Inc.

Danielle's Place of Crafts and Activities

<http://www.daniellesplace.com>

All rights reserved. No part of this publication may be reproduced or transmitted in any form or by any means, electronic or mechanical, including photocopying and recording, or by any information or storage retrieval system, except for local church or school use only. This copyright notice must be included on all copies. Requests for permission to copy this material for any other uses should be addressed to: Carolyn Warvel, 588 Duran Street, Henderson, NV 89015 or e-mail me at care@daniellesplace.com.

Do not publish this document any where on the web.

Jacob's Ladder

Scripture References: Genesis 28 – Jacob's Ladder and John 1:47 – Jesus Speaks to Nathanael

Bible Verse Cards: Print out the cards onto card stock, cut them apart, and send them home with each child. (Page 10)

Teaching Concepts: All families have problems because all people have faults, but God uses us to accomplish his goals anyway. He has provided a way for us to be forgiven and grow in his love through Jesus Christ. Jacob's family is a good example of how God used flawed people to fulfill his promises.

Opening Activities

1. Jacob's Ladder Activity Sheet

What you will need:

Regular Craft Sticks and Mini Craft Sticks

Paper

Glue

Scissors

Color Pencils or Crayons

How to make:

1. Before class print out the activity sheet and the angel and clouds patterns.
(Pages 11 - 12)

www.daniellesplace.com



2. In class have your children color the activity sheet and then glue craft sticks onto the sheet, and then glue the clouds onto the top of the sheet.
3. They can glue the angels onto the sheet or just place them on the ladder and use them to act out the story.

2. Jacob's Dream 3D Activity Sheet

What you will need:

White Card Stock (Heavy Paper)

White Printer Paper

Crayons or Colored Pencils

Glue

Scissors

What to do:

1. Before class print out Jacob's dream background page and the patterns.



(Page 13- 14)

2. Cut out the angels, and picture of Jacob and the stairway patterns.
3. Use a dull-edged knife and ruler to score the folding lines on the stairway pattern. This will make it very easy to fold them.
4. In class have your children color the pictures and then fanfold the stairway pattern. Start by folding the first fold up at the bottom of the stairway or the wider end.
5. Glue the stairway to the background pattern where indicated.

6. Fold the dotted lines back on the Jacob picture and glue the bottom of the pattern to the back of the Jacob pattern to make a stand for the picture.
7. Glue the angels to the ladder to finish the picture.

3. Learn How to Make Jacob's Ladder with String (Older Children)

1. Print out instructions for how to make Jacob's Ladder.

Jacob's Ladder Directions - http://www.frontiernet.net/~steve_glimpse/stringar.html

2. Learn how to make the ladder before you go to class. If you can't figure it out, you can probably find a youngster who knows how to do it and can teach it to you. Show the children in class how to make the ladder. They probably won't catch on right away, but you can send them home with a copy of the directions and tell them to have their parents teach them. Tell them when they learn how to do it, they can teach their friends and tell them the story about Jacob's Ladder that they will be learning today.


4. Have a Staircase Building Contest

Bring in blocks, dominoes, or other kinds of building blocks and split the children up into teams. Have a contest to see which team can build the tallest structure in a limited amount of time.

5. Jacob and Esau A Coloring Sheet

Younger children can color the coloring sheet. Ask them about what they see in the picture as they work.

Coloring Sheet Pattern - (Page 15)



6. “Jacob or Esau?” Activity Sheet

Older children can write “J” for Jacob or “E” for Esau in front of each description of either Jacob or Esau on the activity sheet.

Read the descriptions to younger children to see if they know who the sentences are describing.

Jacob or Esau Activity Sheet - (Page 16)

7. Jacob and Esau Writing Sheet

Older children write about something they learned about Jacob and Esau from the Bible lesson.

Jacob and Esau Writing Sheet - (Page 17)



The Lesson

Jacob had been walking for days. He was tired, lonely, and a very long way from home. He had been running from his brother, Esau, who had threatened to kill him because of what he had done. You may ask why Jacob's own brother would threaten to kill him. This is how it happened:

Jacob and Esau were twins but were as different as night and day. Esau was the oldest of the twins; he was born first. Back in Bible times the first-born son of a family had a birthright. That meant that when the father died the firstborn would get double of what the father owned. He would get most of his money, home, and cattle, but it also meant that he would be the head of the household. Esau was loved best by his father. He was a rugged outdoorsman. He loved to hunt and spend his time outside. The Bible tells us that when he was born he was covered with red hair like a hairy garment.

Jacob, on the other hand, was loved best by his mother. He was peaceful and liked to stay home and help out around the house. Jacob didn't look anything like his brother, he had very smooth skin.

One day Esau came home from a long day of hunting, tired and very hungry. When he saw Jacob making some stew, he asked him for some. But Jacob took advantage of Esau's hunger and told him that he would give him some of the stew if he gave him his birthright. In his moment of weakness, Esau agreed. Jacob took advantage of Esau's weakness, but that wasn't the only thing Jacob did wrong.

Isaac, Jacob and Esau's father, was getting very old. He was almost blind and couldn't hear well. Isaac knew he would not live much longer so he told Esau to go out and kill an animal to make him his last meal. He told him when he got back that he would give him his blessing. Jacob's mother had overheard the conversation and talked Jacob into tricking his father into giving him his last blessing instead of Esau. So while Esau was out hunting, Jacob's mother helped him dress up in Esau's clothes and put sheepskin on his hands and arms so that when he went to his father he would think he was Esau. When Esau finally got back from hunting and found out about what Jacob had done he was so angry and upset that he had threatened to kill Jacob. And that is why Jacob was on the run from his brother.

It was getting dark fast and there was no shelter nearby so Jacob would have to spend the night in the open. He kicked some rocks out of the way and laid out his blankets and found a rock to use as a pillow. He soon fell into a deep sleep and began to dream. He dreamed of a ladder that was set on the earth and reached all the way up to heaven. And on the ladder, there were angels that were going up and down. God was standing by the ladder and he said to Jacob. "I am the Lord, the God of your father Abraham and the God of Isaac; I will give you the land on which you are lying. I am with you and will keep you wherever you go. . . for I will not leave you until I have done what I have promised you."

Then Jacob woke up and said, "Surely the Lord is in this place, and I did not know it." Jacob had thought he was all alone. He probably thought that God had left him because of all the bad things he had done. But God loved Jacob and had great plans for him and his family.

Did you know that the same promise God gave Jacob is also meant for you? Jesus told his disciples almost the same thing right before he went up into heaven after he was crucified and rose again. He said, "Lo, I am with you always, even to the end of the age." Matt. 28:20

Jesus told Nathanael (Bartholomew), one of his disciples that, "Truly, you will see the heavens opened and the angels of God ascending and descending on the Son of Man." He was telling Nathanael that he was the ladder into the presence of God. He said, "I am the way, and the truth and the life; no one comes to the Father but through Me." Luke 14:6.

Jesus is our ladder to heaven. We can stand in God's presence because Jesus paid the price for our

sins. Our sins separated us from God, but when Jesus died on the cross he made a way for us to go to heaven.

Prayer

Father, we thank you for providing a way for us to come to you. Thank you for sending us your son so that we can be forgiven of our sins and no longer be separated from you. Help us to always remember that you are with us and will never leave us no matter where we go or what we do. Amen

Activities

1. Play a Question and Answer Game

What you will need:

Paper

Scissors

Tape

Crayon or Colored Pencils

A Die

How to make:

1. Before class print out the game board patterns and the angel pieces. Cut the sides off the game boards and tape them together. You can make the game longer by adding the middle game board. Cut the angel pieces apart.

Colored Board Patterns - (Pages 18 - 20)

Black and White Board Patterns - (Pages 21 - 23)

www.daniellesplace.com



How to play:

Split the class up into two teams. Designate which team will try to get the angel to the top of the ladder and which team will try to get it to the bottom of the ladder. Play the game like tug of war.

Place the angel in the middle of the ladder. If a team answers a question correctly they move the angel one step towards their goal. If they answer wrong the angel stays in place. The first team to get the angel either to the top or bottom first wins. You can use the following questions and add some from the previous week's lessons.

Questions for Jacob's Ladder game:

1. Who was Jacob's brother?
2. What did Jacob do wrong?
3. What else did Jacob do wrong?
4. Why was Jacob running away from Esau?
5. Who is "I" in the verse "Lo, I am with you always, even to the end of the age." Matt 23:20
6. Who is "I" in the verse, "I am with you and will keep you wherever you go" Genesis 28:15
7. When is God with you?
8. Give an example of when God is with you?
9. Will God ever leave you?
10. If you disobey him or do something bad, will God leave you?
11. Who provided a way or a ladder to God? Jesus
12. How did Jesus provide a way for us to stand in God's presence? Died for our sins, we are made clean and holy.
13. What was Jacob making that Esau wanted?
14. Which brother was older?


15. Which brother was hairy?
16. How did Jacob trick his father into giving him Esau's blessing?
17. Where did Jacob go?
18. What did Jacob dream when he fell asleep?
19. How big was the ladder?

2. Genesis 23:15b Bible Verse Review Activity Sheet

1. Before class print out the activity sheet and make copies.

Activity Sheet Pattern - (Page 24)

2. In class have your children match up the numbers at the bottom of the sheet to the numbers in the picture. Have them write the corresponding word on the bottom of the sheet to reveal the Bible verse.






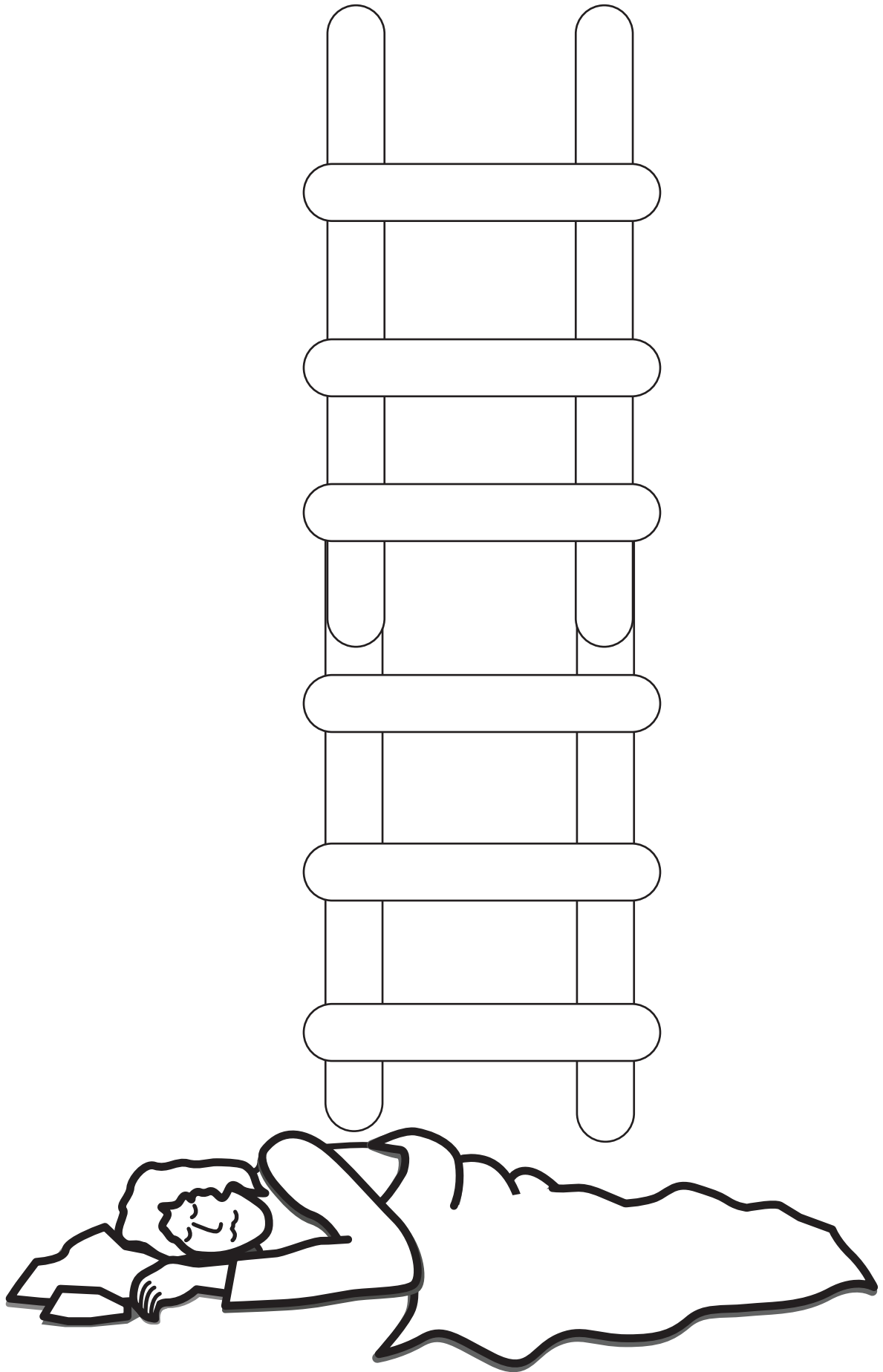
Jacob's Ladder


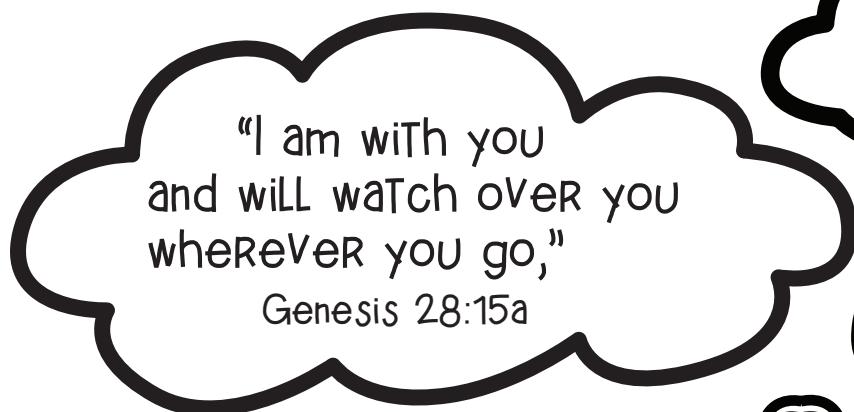

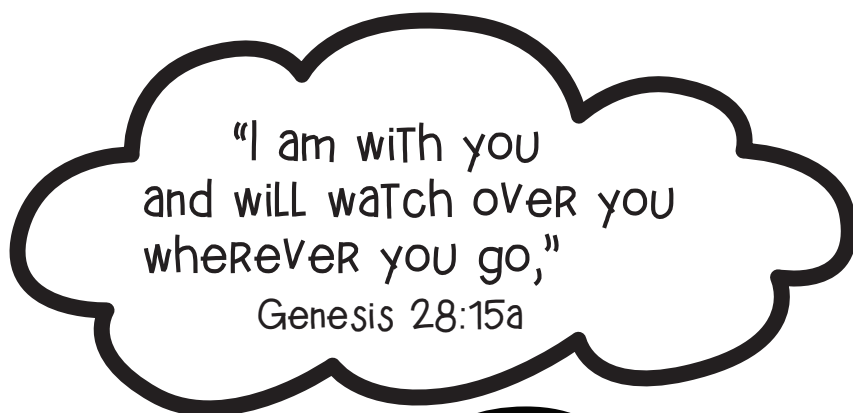


Jacob's Ladder Bible Verse Review Activity Sheet

Genesis 23:15b, NIV

daniellesplace.com






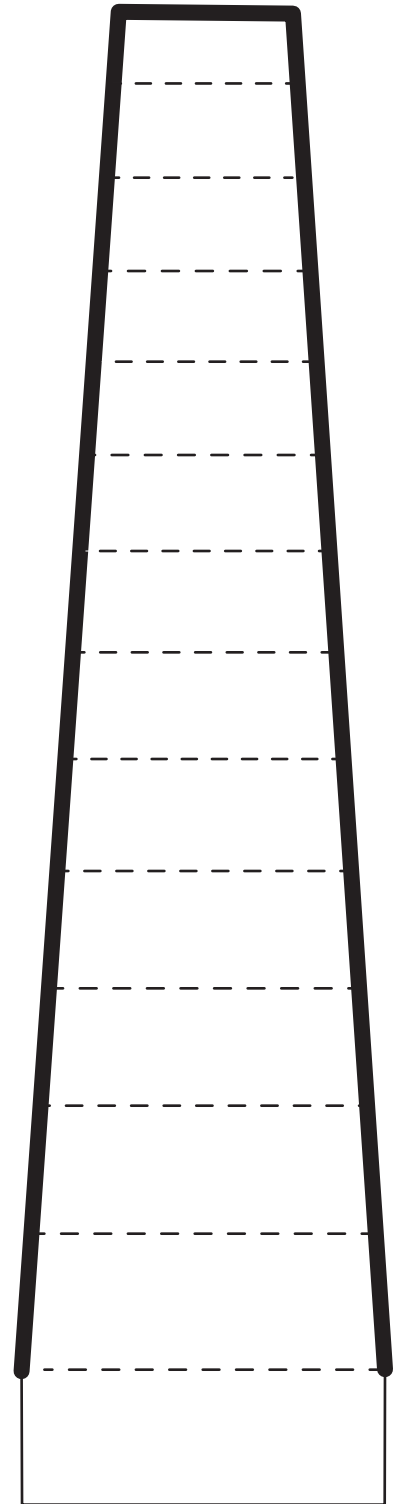


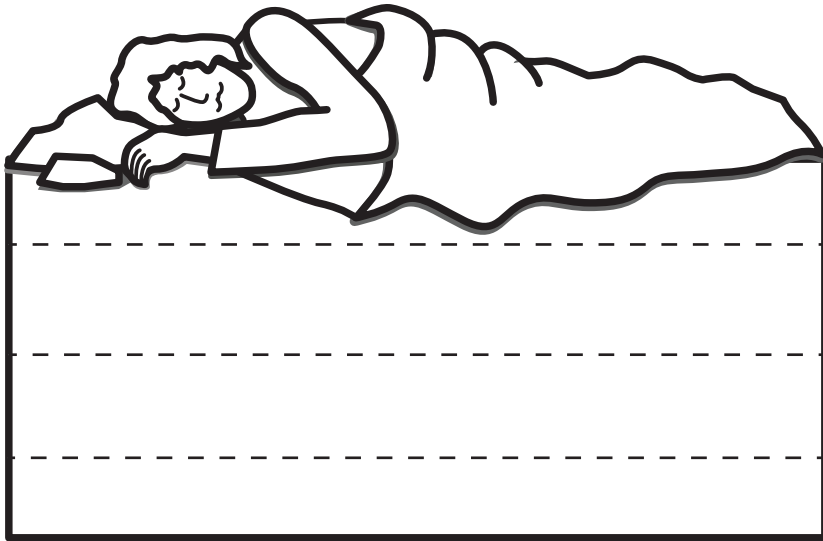




www.daniellesplace.com

Jacob's Dream






www.daniellesplace.com

Jacob



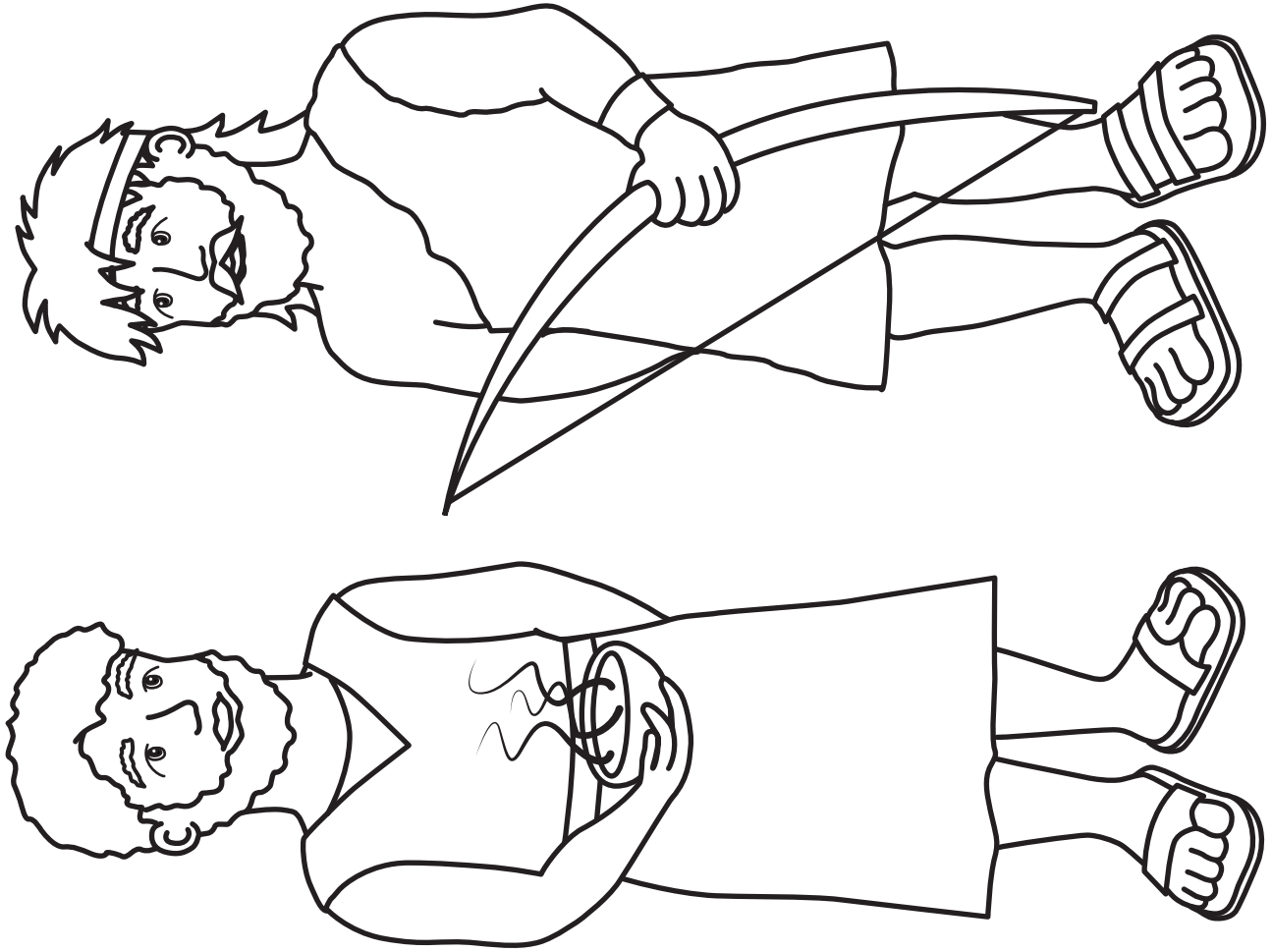
Esau



"I am with you and will watch over you wherever you go," Genesis 28:15a

Jacob or Esau?


- ___ Was the youngest son.
- ___ Sold his birthright for food.
- ___ Grabbed the heel of his brother.
- ___ Was the oldest son.
- ___ Rebekah loved him best.
- ___ Had red hair.
- ___ Stayed near home.
- ___ Was a great hunter.
- ___ Isaac loved him best.
- ___ Lied to his father.
- ___ Tricked his father into giving him his brother's blessing.
- ___ Covered hands with goatskin.
- ___ Was very hungry.
- ___ Had a dream about a ladder or steps to heaven.
- ___ Wore his brother's clothes.
- ___ Cooked some stew.
- ___ Was hairy all over.




Jacob Trades Esau for His Birthright





Jacob





Esau














Jacob's Ladder



Genesis 23:15b, NIV

"

1 2 3 4 5

6 1 7 8 9 1

"

7 11 5